



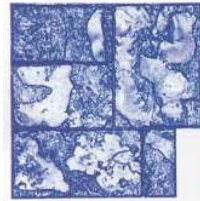
European Fan  
M-1



London Cobblestone  
M-2




12"x12" Tile  
M-3




Ashler Stone  
MB-15



Ashler Stone  
MR-15



Ashler Stone  
MY-15




Opa Locka Stone  
MR-16

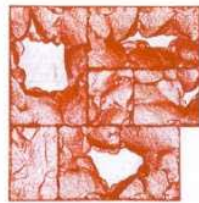
Opa Locka Stone  
MY-16




4"x4" Slate Tile  
M-4




Ashler Slate  
MB-5



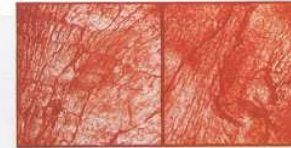
Ashler Slate  
MR-5



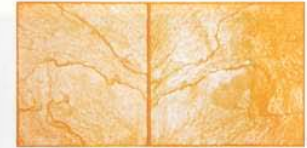
Ashler Slate  
MY-5



Sidewalk Slate  
MB-17



Sidewalk Slate  
MR-17



Sidewalk Slate  
MY-17



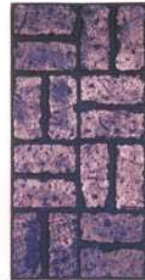
Random Stone  
MB-6



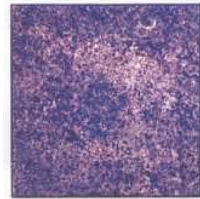
Random Stone  
MR-6



Random Stone  
MY-6



Old Brick Basketweave  
MB-8




Texas Sea Shell  
MB-22



Texas Sea Shell  
MR-22



Texas Sea Shell  
MY-22



Cobble Paver  
M-18



California Weave  
MB-7



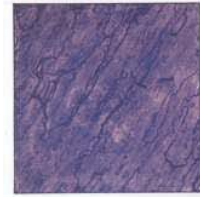
California Weave  
MR-7



California Weave  
MY-7



Old Brick Basketweave  
MY-8



La Habra Slate  
MB-59



La Habra Slate  
MR-59



La Habra Slate  
MY-59



Brick Paver  
M-19

Pacific Boardwalk



1'x1'  
M-23a



1'x2'  
M-23b



1'x3'  
M-23c



1'x4'  
M-23d



1'x5'  
M-23e



1'x6'  
M-23f




1'x8'  
M-23g


# GRAND ASHLER SLATE




New England Weave  
M-86



8"x8" Royal Tile  
M-107



MB-115




MR-115



MY-115




12"x12" Slate Running Bond  
M-109




4"x4" Monte Carlo Tile  
M-110

# ROYAL ASHLER SLATE



12"x12" Royal Tile  
M-104



12"x12" Royal Tile Running Bond  
M-108



MB-105




MR-105



MY-105




Arizona Flagstone  
M-116



Wave Crete  
M-117



Mc Donalds Matname  
M-68



Santa Barbara Tile  
M-69



Portugal Fan  
M-70



Slate Tight Radius Soldier Course Set  
M-103



New Brick Tight Radius Soldier Course Set  
M-101



Old Brick Tight Radius Soldier Course Set  
M-102



HT-4



Hand Tool Set  
HT-5



2' Cutting Bar  
HT-6



S-Tool  
S-1



Impact Tool  
IMP-1



Tri - Ashler Slate  
MB-71




Tri - Ashler Slate  
MR-71



Tri - Ashler Slate  
MY-71



Slate Soldier Course  
7' Radius  
MB-75



Slate Circle - 14'  
MB-73




Slate Soldier Course  
4'6" Radius  
MR-74



Slate Circle - 9'  
MR-72



Random Rock



Random Rock



Round Cobblestone  
Circle 4'4"  
M-12



Touch Up Mat  
Grand Slate  
M-118